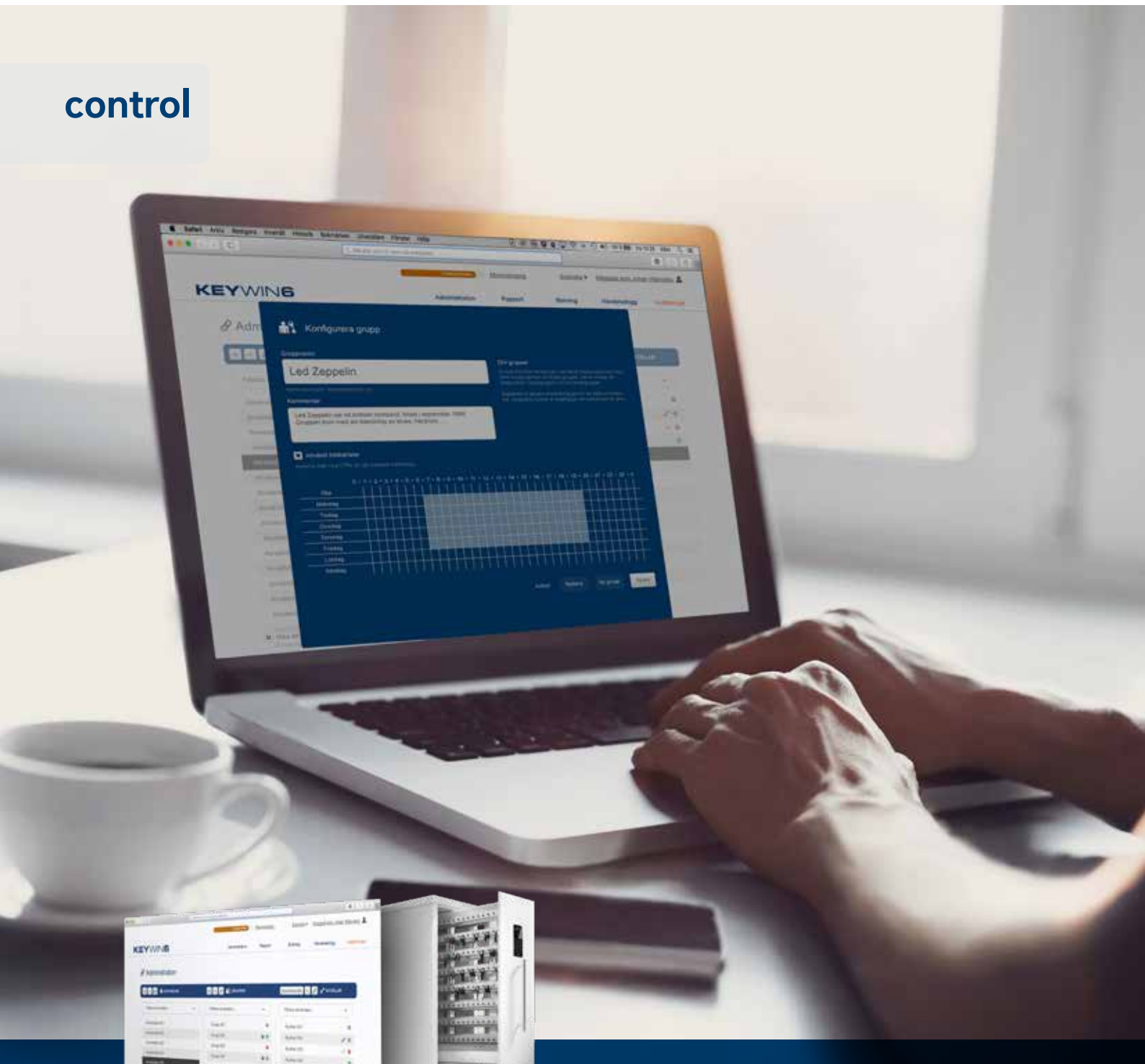


control



**Smart and simple.**

Administrative tool for management of valuables and keys.

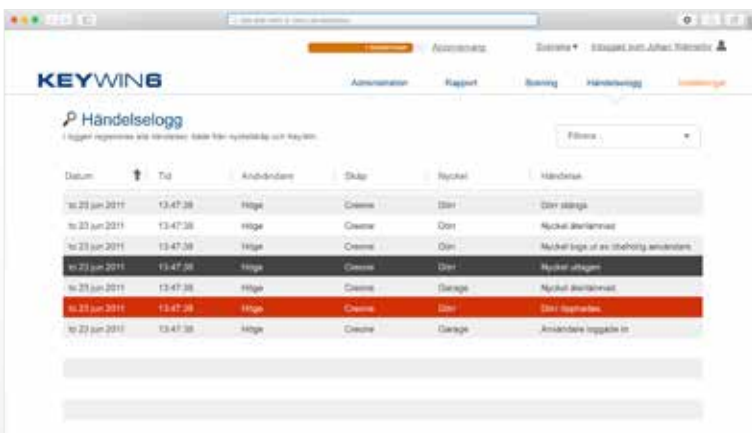
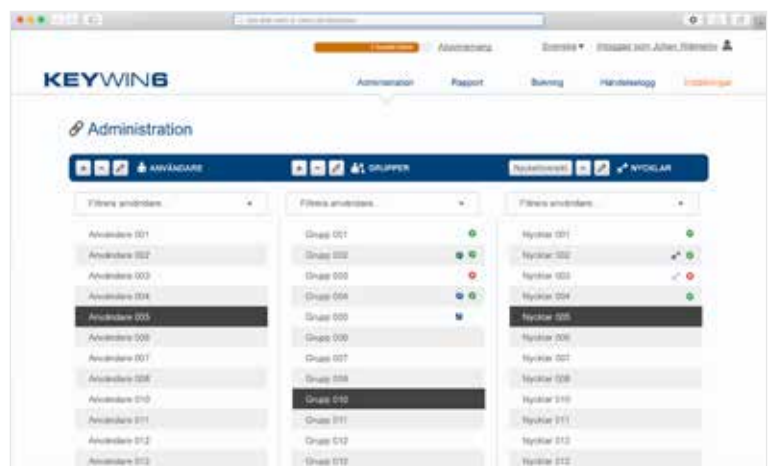
# KEYWIN6 – powerful in the cloud.

Digital systematisation, monitoring and control.

Let us now show you the best possible way to administer your keys. We offer secure control and safe management, whether you handle a few – or a few thousand – keys.

## Administration

A smart search function makes it easy to get a complete overview. Find the right user or key easily. Mark a key to see which users and groups are linked to that specific key, or mark the user or group to see which keys have been linked to it.



## Event log

View all events in the log or choose the parts you need. The intelligent search function, with select and timeframe options, makes it easy for you to get the information or report you need.

All alarms in the log are clearly indicated in red and give you clear information about what or who triggered the alarm.

## VALUEBOX

### Connect your value boxes

Connecting our Valuebox systems to KeyWin6 gives you additional control and more secure storage of your valuables. It enables you to check on keys and use as well as handling of valuables and equipment.



KeyWin6 is also available for mobile applications.

The screenshot displays the KeyWinS IoT Management Console interface. At the top, there's a navigation bar with tabs for Administration, Report, Setting, Monitoring, and Troubleshooting. The main content area is titled 'Administration' and shows a list of devices under the 'Devices' tab. The list is organized into three columns, each with a 'Filter devices' header. The first column lists devices from 'Arduino-001' to 'Arduino-010'. The second column lists 'Raspberry-001' to 'Raspberry-010'. The third column lists 'Raspberry-011' to 'Raspberry-020'. Each device entry includes a status indicator (green, yellow, or red) and a 'Details' link. To the right of the console, there's a KeyWinS IoT logo featuring a cloud and a server rack, and a small icon of a smartphone.

 Booking

600 nyckelgrupper

500 nycklar

300 smärre (nycklar)

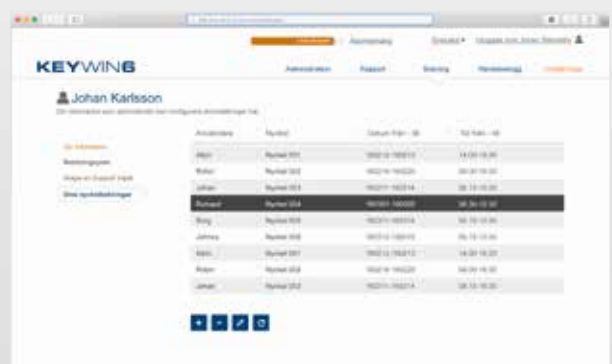
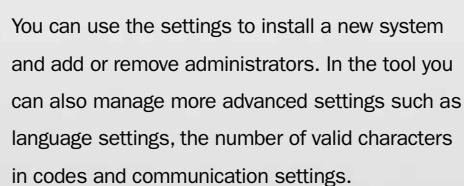
Händelselogg

Legend: Larm (red), Nycklar (blue)

Tid	Larm	Nycklar
8 pm	0	5
9 pm	15	10
10 pm	3	10
11 pm	5	12
12 pm	3	10
13 pm	6	4
14 pm	8	5



Our KeyWin6 reporting system provides full control over your keys and user movements at all times, giving you a sense of how you could streamline your management. You can easily see the most frequent users and which keys have been checked out the most times. You also have a clear graph that describes how many keys have been taken out and how many alarms you had during a period.

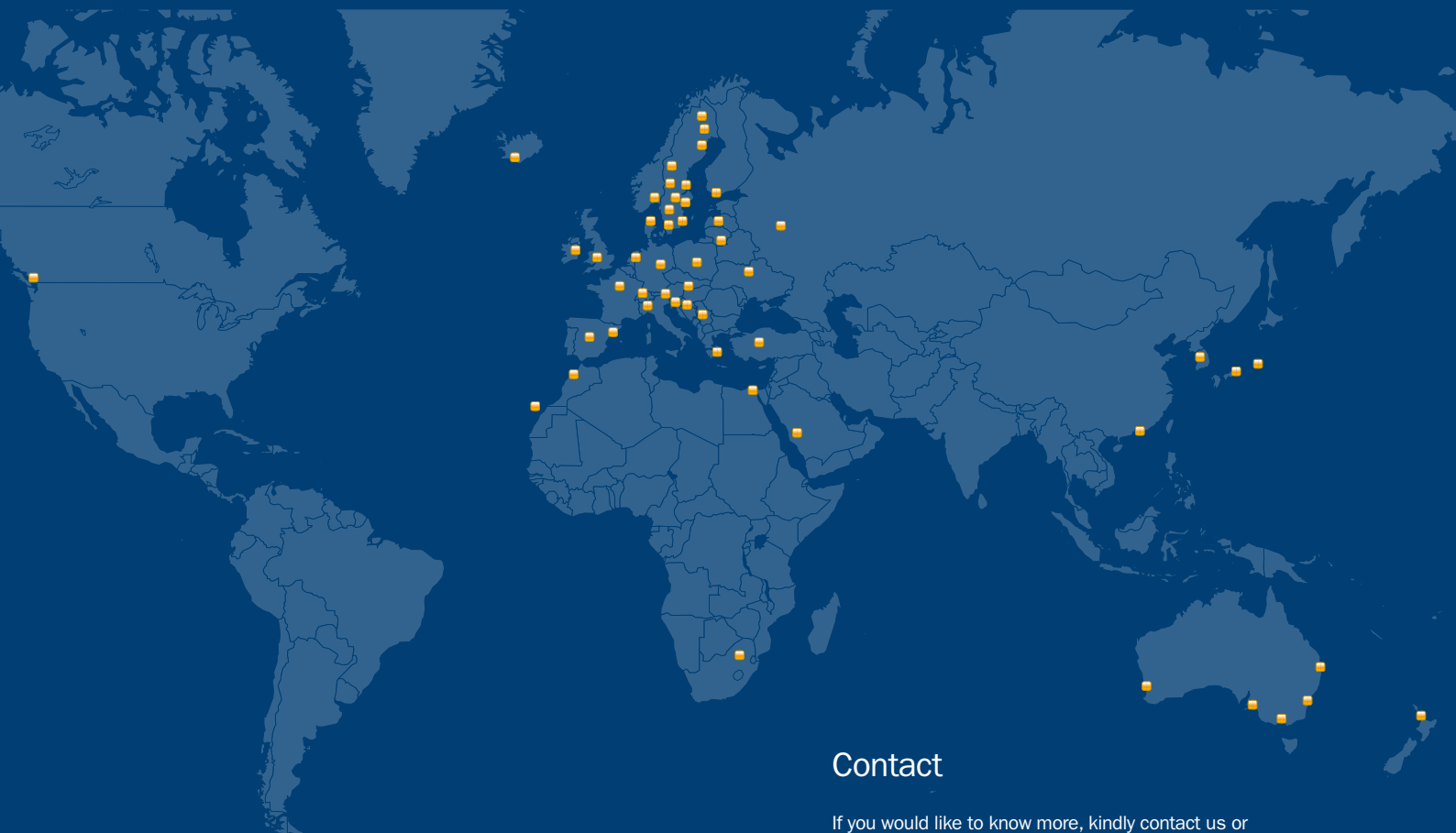


**KEYRACK**

**KEYBOX**

**VALUEBOX**

**KEYWIN**



## Contact

If you would like to know more, kindly contact us or one of our dealers. More information and contact details of your nearest dealer are available on [www.creone.com](http://www.creone.com).

### **Creone AB**

Tel.: +46 (0) 140 38 61 80

Fax: +46 (0) 140 38 61 80

E-mail: [mailbox@creone.com](mailto:mailbox@creone.com)

Office Address: Malmgatan 8, 573 38 Tranås, Sweden

Postal address: Box 148, 573 22 Tranås, Sweden

Dealers

**CREONE**